

Specification

| Prepared | Checked | Approved | Accepted | Confirmed | Approved |
|----------|---------|----------|----------|-----------|----------|
| | | | | | |

| | | | | | | | |
|-----------|-------------|--------------------|---------------------|----------------------------|-------------------------|------------------------|-------------------|
| CE | RoHS | 5050 SMD | 60 LEDs/m | LED Strip | DC 12V | IP 68 | 3 years |
|-----------|-------------|--------------------|---------------------|----------------------------|-------------------------|------------------------|-------------------|

Model: ○ RD3260AA

5000*12mm300pcs 5050 SMD LEDs, half surrounding tube with silica gel injected series, 12Vdc constant voltage, waterproof flexible LED strip (white 12W)

Picture:



Features:

- Adopt 5050 SMD LED, high reliability ;
- Can be cut at the position of cutting mark;
- CE, RoHS compliant.

Applications:

- Suitable for indoor use as decorative lighting, such as KTV, shopping mall, cabinet, etc. as corner decoration or contour lighting.

Warranty:

- 3 years or 13,000 hours, whichever comes first.

Optical and Electrical Parameters:

| P/N | LED Color | CCT (K) | CRI | SD CM | Beam Angle (°) | Luminous Flux (lm/m) | Luminous Efficacy (lm/w) | Working voltage (VDC) | Working current(mA) | | Power (w) | |
|----------|-----------|---------|-----|-------|----------------|----------------------|--------------------------|-----------------------|---------------------|----------------|---------------|----------------|
| | | | | | | | | | 1m[3 9.37 in] | 5m[1 96.8 5in] | 1m[3 9.37 in] | 5m[1 96.8 5in] |
| RD3260AA | white | 2700K | ≥80 | -- | 115 | 1185 | 98.7 | 12 | 1000 | 3333 | 12 | 40 |
| | white | 3000K | ≥80 | -- | 115 | 1188 | 99 | 12 | 1000 | 3333 | 12 | 40 |
| | white | 4000K | ≥80 | -- | 115 | 1148 | 95.7 | 12 | 1000 | 3333 | 12 | 40 |
| | white | 6500K | ≥80 | -- | 115 | 1128 | 94 | 12 | 1000 | 3333 | 12 | 40 |
| | Red | 620-625 | -- | -- | 115 | 144 | 12 | 12 | 1000 | 3500 | 12 | 42 |
| | Green | 525-530 | -- | -- | 115 | 950 | 79.4 | 12 | 1000 | 3333 | 12 | 40 |
| | Blue | 465-470 | -- | -- | 115 | 312 | 26 | 12 | 1000 | 3333 | 12 | 40 |
| | Yellow | 585-590 | -- | -- | 115 | 98 | 8.2 | 12 | 1000 | 3500 | 12 | 42 |

Others:

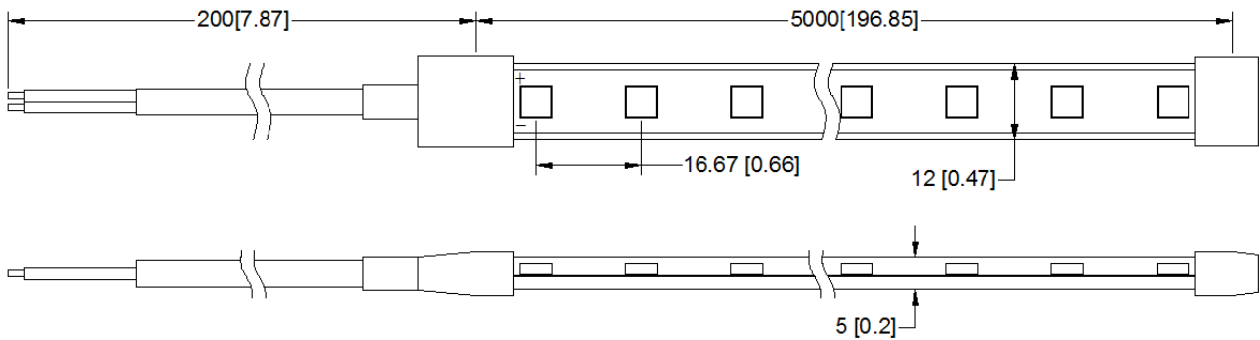
| P/N | IP Grade | OperatingTemp | | Storage Temp | | Standard length | | Max. cascading length | | LED Qty (pcs) | Weight | |
|----------|----------|---------------|----------|--------------|----------|-----------------|--------|-----------------------|--------|---------------|-----------|------------|
| | | (°C) | (°F) | (°C) | (°F) | (m) | (inch) | (m) | (inch) | | (g/piece) | (lb/piece) |
| RD3260AA | IP68 | -25~+60 | -13~+140 | -25~+70 | -13~+158 | 5 | 196.8 | 5 | 196.8 | 60 | / | / |

Notes:

- (1) Testing environment temperature: 25±2°C [77±3.6°F];
- (2) The actual data of each single product may differ from above typical data which are subject to change without prior notice;
- (3) Above CCT is derived from bare LED, which might be changed slightly due to refraction of silica gel tube, thus for final CCT please refer to actual samples;
- (4) The above "--" means the parameters are not required temporarily.

Profile Drawings:

Unit: mm[inch]

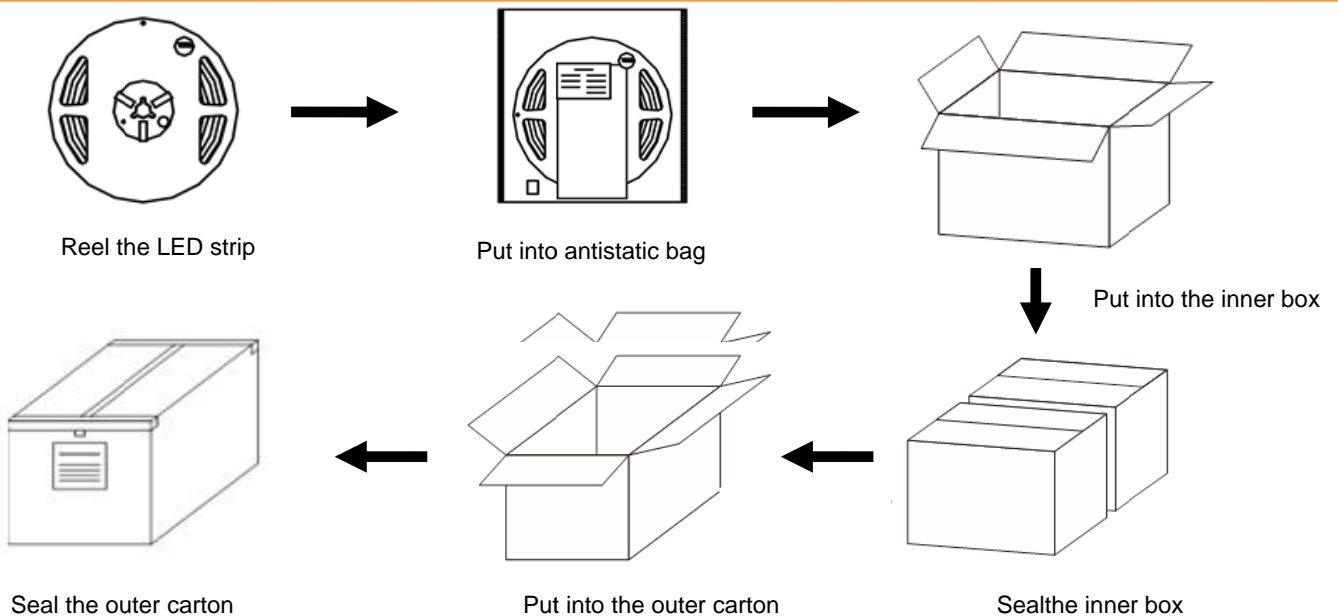


Packaging Information:

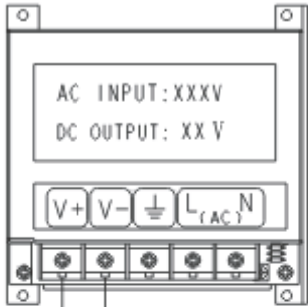
| P/N | Qty (m/reel) | Qty (m/carton) | Total Qty (m) | Total weight | | Outer carton size | | | | | |
|----------|--------------|----------------|---------------|--------------|-------|-------------------|--------|-------|--------|--------|--------|
| | | | | (Kg) | (lb) | length | | width | | height | |
| | | | | | | (mm) | (inch) | (mm) | (inch) | (mm) | (inch) |
| RD3260AA | 5 | 60 | 120 | 11.24 | 24.78 | 458 | 18.03 | 256 | 10.07 | 268 | 10.55 |

Notes: Above CCT is derived from bare LED, which might be changed slightly due to refraction of silica gel tube, thus for final CCT please refer to actual samples.

Packaging Diagram:



Connection Instruction:



Note: Please connect the '+' and '-' of wires to those of controller output correctly.

+" : red wire, "-" : black wire




Outer box

Installation Steps & Cautions:



○ Peel off the release paper of the tape;



○ Paste on the mounting surface;



○ Install the snap spring;



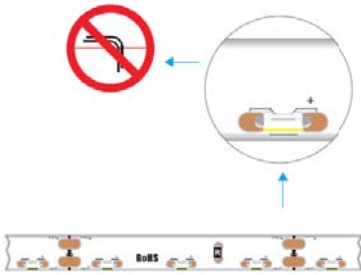
○ Installation is finished;



○ Connect the wires of the product ;



○ Connect the wires of the power adapter.



⦿ No bending the strip at the position of LED.



⦿ No twisting the strip



⦿ No winding an object with a diameter <5cm

Troubleshooting:

| Malfunctions | Possible Causes | Solutions |
|--------------------------------------|---|--|
| All LEDs don't work | 1. The power supply did not connect to power grid. | Power on |
| | 2. No electricity due to short-circuit of external power supply. | Remove the malfunction caused by short-circuit, power on again. |
| | 3. The wires of strips connect to power supply output reversely. | Check the connecting and ensure the wires are connected correctly. |
| Part of LEDs don't work | 1. Part of power supplies do not have output. | Check the power supply system. |
| | 2. Part of wires of strips have malfunction. | |
| | 3. Particular modules connected reversely. | Correct connection |
| Brightness of LEDs is weak or uneven | 1. Overloaded power supply; | Replace it with higher power supply |
| | 2. The power loss of power circuit is huge or the power loss of each circuit existing big difference. | Ensure working voltage of strips is within $\pm 5\%V$ of rated voltage. (1. Shorten the length of wires between the first strip and power supply or replaced with wires with bigger diameter; 2. Ensure the cascading qty of string is less than or equal to the allowed maximum cascading qty, and each strip cascading qty is well-balanced.) |
| | 3. Exceed in qty of strips in series | Lessen the cascading qty for strip and ensure the qty for each electrical circuit is within the maximum cascading qty. |
| LEDs are blinking | 1. Poor contacted in the joints. | Find out and tackle malfunction immediately. |
| | 2. Failures in power supply. | Replace power supply. |

Declaration:

- If the external flexible cable of light box is damaged, please replace it by its manufacturer or its service agent or qualified person to avoid a hazard.
- The specific installation and cautions please refer to the user manual.
- The given data in this specification is based on our standard product. There may be existed slight difference compared with actual products.
- All Illustrations in this specification are for reference only.
- This product is subject to change or modify without prior notice.
- RISHANG OPTOELECTRONICS CO., LTD reserves the right of final explanation for this specification.

<End>

Rishang Optoelectronics Co., Ltd(stock code: 002654)

Add: Block 2, Hongfa jiateli High-Tech. Park Tangtou Ave., Shiyan, Bao'an Shenzhen
Guang Dong, 518108, China

Tell: +86-755-33258896 E-mail: info@ledlamps.com.cn

Website: www.ledlamps.com.cn

Website



Official Account

