

PRO Series Specification

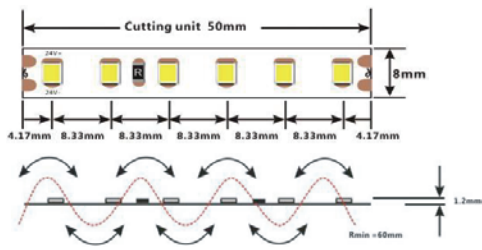
D6120

24V-8mm




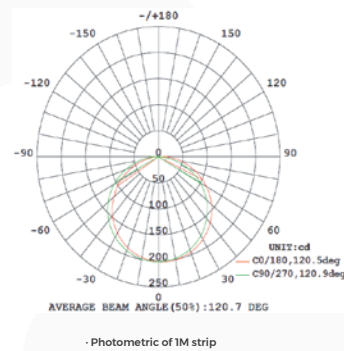
【General description】

- Double leds per cut for 24V , easily for customized application
- Self-encapsulated design offers 5 optional 1900-6000K white lights
- High quality PFC, high thermal 3M adhesive
- With life span over 60000H
- Ta: -25~40°C; Tc: 75°C (max)



【Dimension】

Input voltage: DC24V	Max.length: 5000mm(16.4')
CRI: >90	Cutting unit: 6leds/50mm(1.97")
Max.power: 9.6W(1m)	LED pitch: 8.33mm(0.33")
Power range: 7.9 ~9.6W(1m)	Min. bend diameter: Φ 60mm(2.36")
Rated current: 0.36A(1m) /1.4A(5m)	Mounting: 3M tape
Typical Power: 8.6W(1m) /31.2W(5m)	Copper foil: 2oz
tape IP: IP20/IP65/IP67	
On-off times: 10000 (test times)	
Warranty: 5years (Warranty is based on indoor use)	

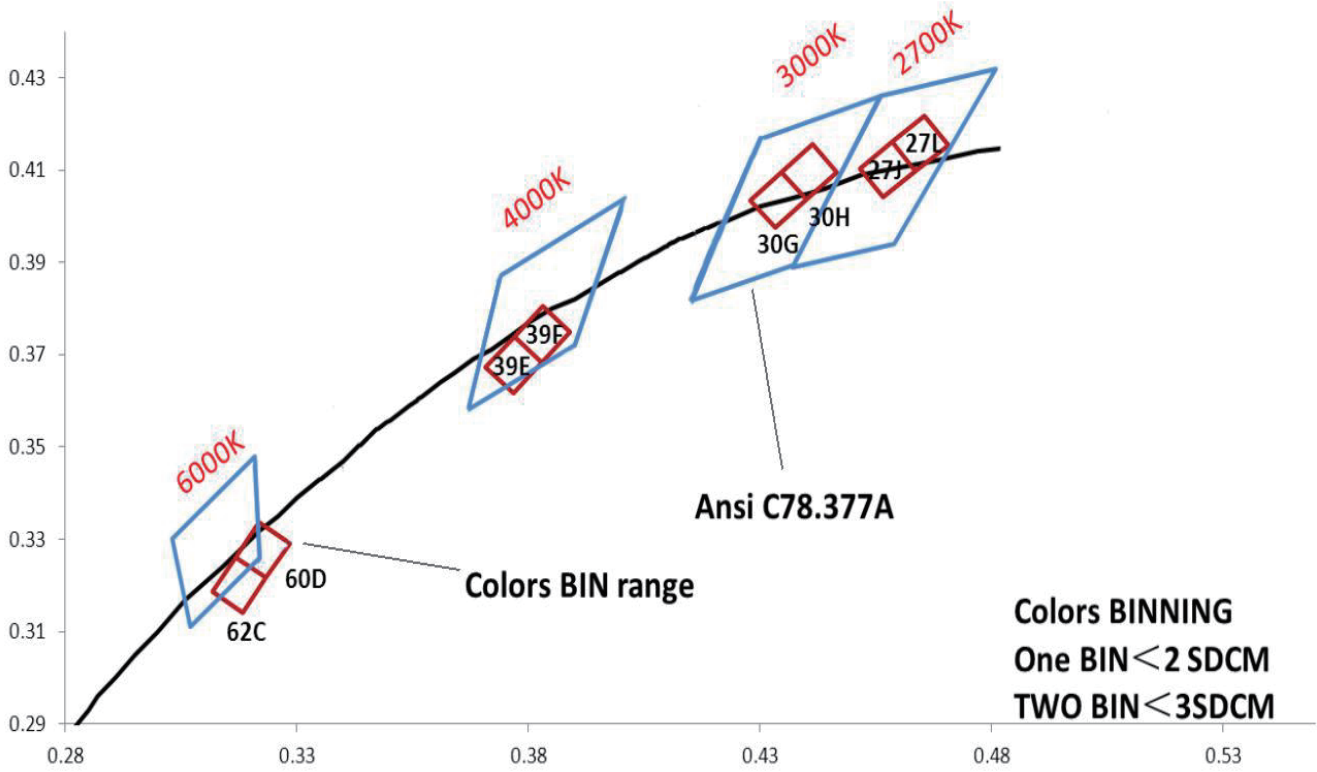


【Photo-electric Parameters】

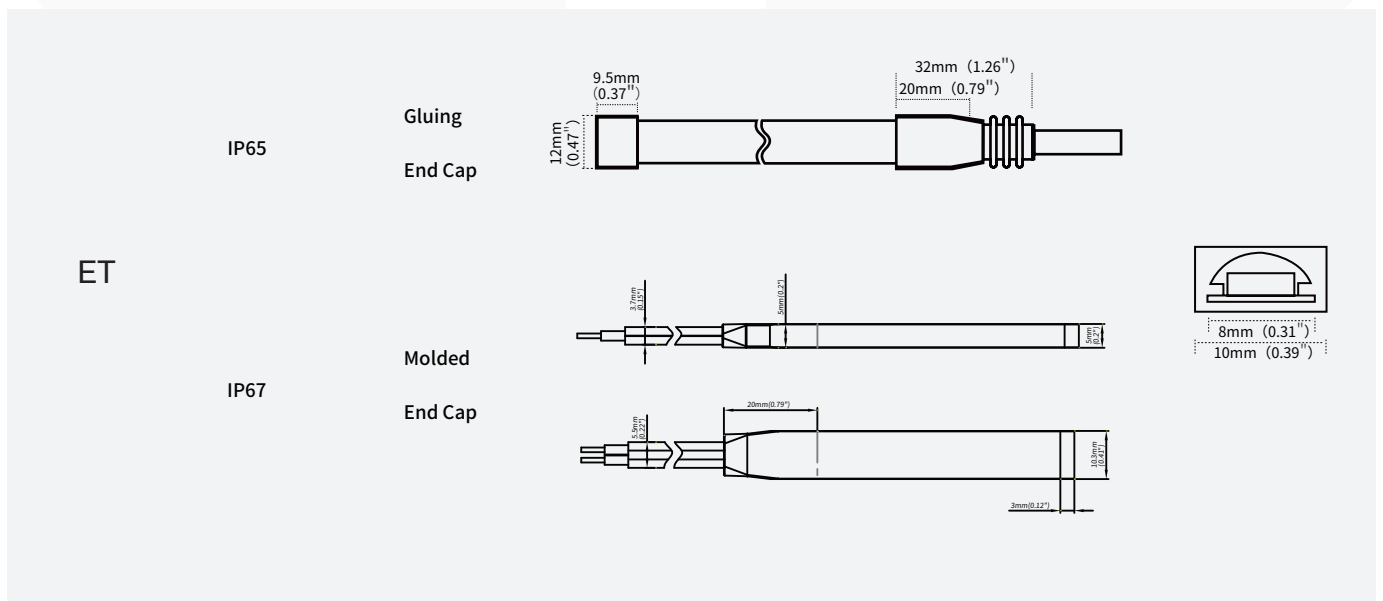
CRI	Color	CCT	Lumen(lm/m)	Lumen(lm/ft)	lm/W	ERP 2019
Ra>90	SW	2700K	600	183	70	/
Ra>90	WW	3000K	670	204	78	/
Ra>90	NW	4000K	710	217	82	/
Ra>90	W	6000K	710	217	82	/

- 1.The tolerance of output data can be vary up to 15%.
- 2.the output data tested according to IES TM-30-15.
- 3.the output data is based on IP20/lm meter, data of 5m in only for reference.
- 4.IP protection process leads changes to size, CCT and luminous flux.


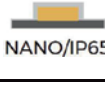

[BIN]














[IP process information]



【IP Process Parameters】

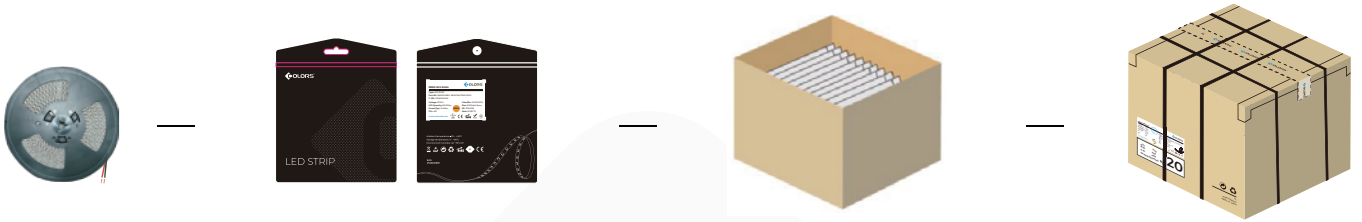
IP Process	Picture	Picture description	Size	optional CCT/color for finished product	lumen output rate
NO		No proof	8mm*1.2mm	1900K/2300K/2700K/3000K/3500K/4000K/5000K/6000K/G/B	100%
NA		Nano-proof	8mm*1.2mm	1900K/2300K/2700K/3000K/3500K/4000K/5000K/6000K/G/B	98%
ET		Extrusion tube	10mm*4.8mm	2300K/2900K/3400K/3850K/5800K/8750K/15000K/G/B	86%

【Accessories Information】

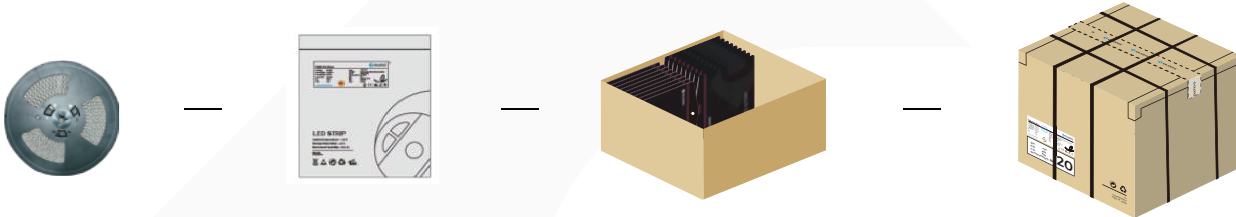
Name	Picture	Code	description
Connector for wire and FPC		94-42-620800001	8mm width, 2PIN connector of wire and FPC, suitable for white color strip, NO/NA, 2PIN wire 18-22AWG
Connector for FPC and FPC		94-42-620800002	8mm width, 2PIN connector of FPC and FPC, suitable for white color strip, NO/NA
Slim connector		94-03-00-0065	Suitable for 8mm board width, IP20, 2PIN board-to-board solderless terminal
Slim connector		94-03-00-0066	Suitable for 8mm board width, IP20, 2PIN wire-to-board solderless terminal
Gas phase rubber plug		94-02-00-0044	Silicone cap with hole & without hole, suitable for 8mm FPC, ET waterproof LED strip
Gas phase gel plugging		94-02-00-0045	Silicone end cap with hole & without hole, suitable for 8mm FPC, ET waterproof LED strip
Mounting groove		94-02-00-0024	Transparent PVC mounting groove, suitable for 8mm FPC, silicone extruded EF/ET strip
ET solderless plug		94-03-00-0027	Monochromatic light strip, 8mm board width, ET protection technology
ET press-fit terminals		94-03-00-0028	Monochromatic light strip, 8mm board width, ET protection technology
ET press-fit terminal kit		94-03-00-0029	Monochromatic light strip, 8mm board width, ET protection technology
Stopper glue		94-16-03010001	Silicone gel, suitable for ET/EF/EG waterproof LED strip

【Packing】

Colors brand package



General customized package



IP Process	Product size(mm)	Product quantity (m/reel)	Product quantity (m/case)	Product net weight(kg)	Net weight per box(kg)	Gross weight(kg)	Package size (cm)
NO	5000*8*1.2	5	300	0.115	6.9	7.935	41*41*26
NA	5000*8*1.2	5	300	0.12	7.2	8.28	41*41*26
ET	5000*10*4.8	5	200	0.45	18.0	20.7	41*41*26

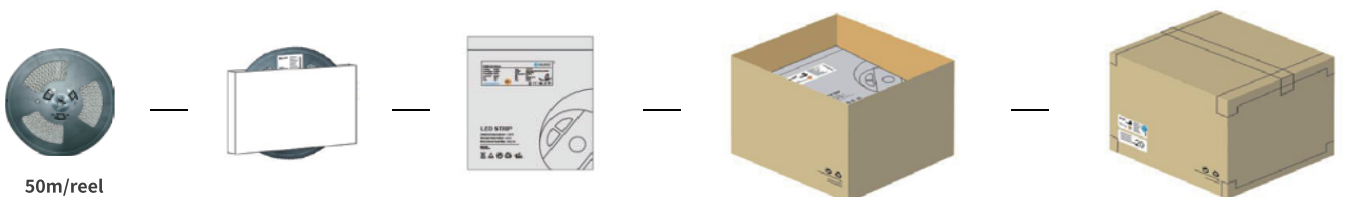
Remark: data with 10% tolerance

· Engineering packaging of ET(IP67)

(free-soldering end caps with 40 cover per box could be ordered separately if needed)



· Engineering packaging of NO(IP20)/NA(IP65).



IP Process	Product size(mm)	Product quantity (m/reel)	Product quantity (m/case)	Product net weight(kg)	Net weight per box(kg)	Gross weight(kg)	Package size (cm)
NO	5000*8*1.5	50	300	1.15	14.95	17.192	41*41*26
NA	5000*8*1.6	50	300	1.2	15.6	17.94	41*41*26

Remark data with 10% tolerance

【Precautions】

- Please drive the led strip with 24VDC isolated power, and the ripple of the constant voltage source should be less than 5%.
- Please do not bend the strip into an arc with a diameter less than 60mm to ensure the longevity and reliability.
- Do not fold it in case any damage of LED beads.
- Do not pull the power wire hard to ensure the longevity. Any Crash may damage the LED light is prohibited.
- Please make sure the wire is connected to the anode and cathode correctly. The power output should be consistent with the voltage of the strip to avoid damage.
- LED lights should be stored in dry, sealed environment. Please only unpack it before usage. Ambient temperature: -25 C~40 C. Storage temperature: 0 C~60 C. Please use the strips without waterproof within indoor environment with humidity less than 70%.
- Please be careful during operation. Do not touch the AC power supply in case of electric shock.
- Please leave at least 20% power for the power supply during using to ensure there is enough power supply to drive the product.
- Do not use any acid or alkaline adhesives to fix the product (e.g.: glass cement).
- Do not scratch the product when IP process of the product is NA. Ultraviolet rays will damage the nano-layers on the product and seriously affect the life of the product.