

Toning Series Specification

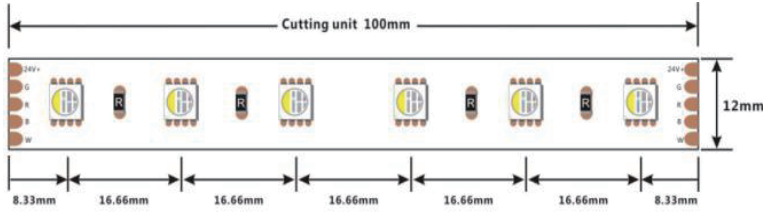
D560RGBW

24V-12mm




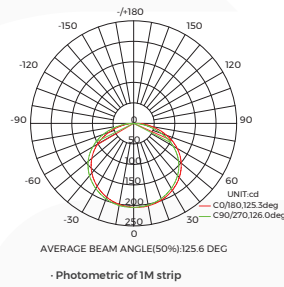
【General description】

- RGBW colorful strip
- Widely adaptable to all types of controllers, Self-encapsulated design
- High quality FPC, high thermal 3M adhesive
- Ta: -25-40°C; Tc: 75°C (max)



【Dimension】

- | | |
|-------------------------------------|--|
| Input voltage: DC24V | Max.length: 5000mm(16.4') |
| CRI: / | Cutting unit: 6leds/100mm(3.94") |
| Max.power: 19.2W(1m) | LED pitch: 16.66mm(0.66") |
| Power range: 15.4 ~ 19.2W(1m) | Min. bend diameter: Φ 60mm(2.36") |
| Rated current: 0.7A(1m) 2.91A(5m) | Mounting: 3M tape |
| Typical Power: 16.8W(1m) 69.84W(5m) | Copper foil: 2oz |
| tape IP: IP20/IP65 | |
| On-off times: 10000 (test times) | |
| Warranty: 3years | |
| (Warranty is based on indoor use) | |

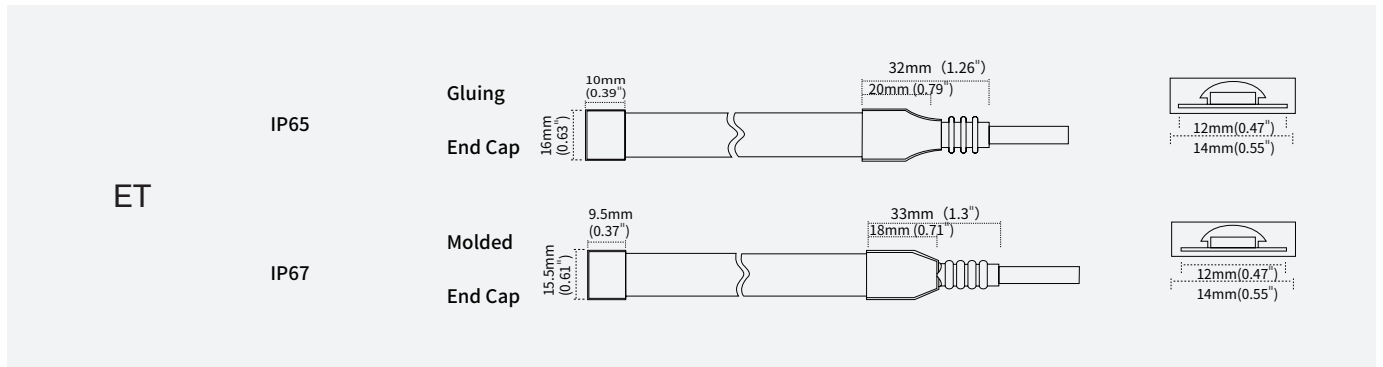


【Photo-electric Parameters】




CRI	Color	CCT	Lumen(lm/m)	Lumen(lm/ft)	lm/W	ErP 2019
80	SW	2700K	385	117	92	G
80	WW	3000K	410	125	98	F
80	NW	4000K	410	125	98	F
80	W	6000K	385	117	92	G
/	R	R:620-625nm	85	25	/	/
/	G	G:520-525nm	205	62	/	/
/	B	B:455-460nm	65	19	/	/
/	RGBW	/	700	213	/	/

- 1.The tolerance of output data can be vary up to 15%.
- 2.the output data tested according to IES TM-30-15.
- 3.the output data is based on IP20/Imertex, data of 5m in only for reference.
- 4.IP protection process leads changes to size, CCT and luminous flux.








【IP process information】



【Electronic & output data】

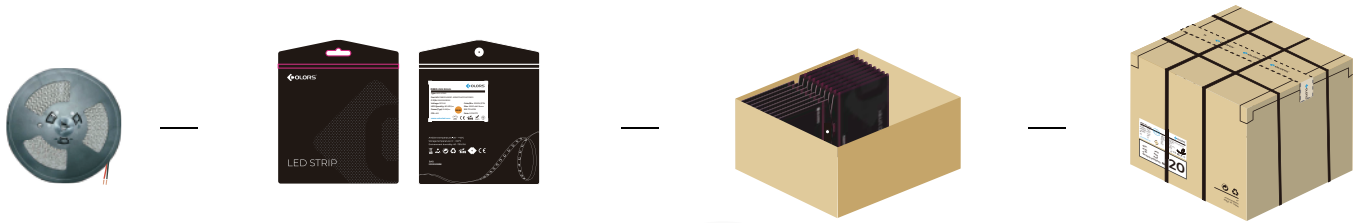
IP Process	Picture	Picture description	Size	optional CCT/color for finished product	lumen output rate
NO		No proof	12mm*2.1mm	RGBW	100%
NA		Nano-proof	12mm*2.1mm	RGBW	98%
ET		Extrusion tube	14mm*4.8mm	RGBW	88%

【Accessories Information】

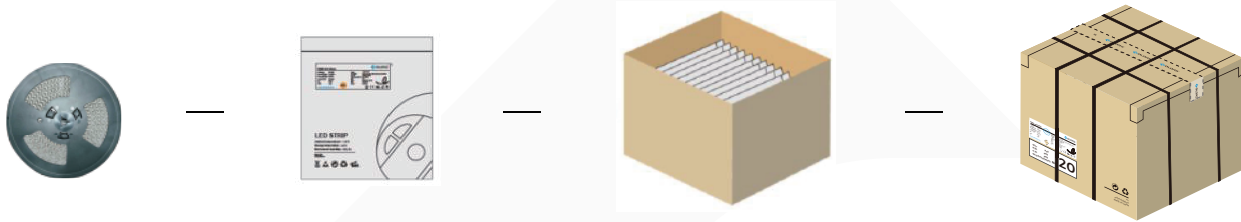
Name	Picture	Code	coding	description
Connector for FPC and FPC		81-01-000002-000048	CBB512-NOTA	12MM-5P solder-free connector (board-to board)\ suitable for bare board 12mm width strip light
Connector for wire and FPC		81-01-000002-000049	CXB512-NOTA	12MM-5P solderless connector(wire to board)\ Compatible with 22AWG wire\22#(4A)\Applicable to bare board 12mm width lamp strip
Fixed Clip		94-02-00-0004	FSW12SA	Silicone clip, screw: PA 3*8mm, suitable for 12mm FPC,EF/ET strip
Silicone Plug Kit		94-02-00-0048	DT12EA-A	Silicone plug kit, suitable for 12mm board width, ET/EF series silicone extrusion light strip
Silicone stopper kit		94-02-00-0049	DW12EA-A	Silicone tail plug kit, suitable for 12mm board width, ET/EF series silicone extrusion light strip
Mounting groove		94-02-00-0026	CPT12EA-16100100	Transparent PVC mounting groove,suitable for 12mm FPC,silicone extruded EF/ET strip
Stopper glue		94-16-03010001	AS-PC-0003	Silicone gel,suitable for ET/EF/EG/ERG waterproof LED strip

[Packing]

Colors brand package



General customized package

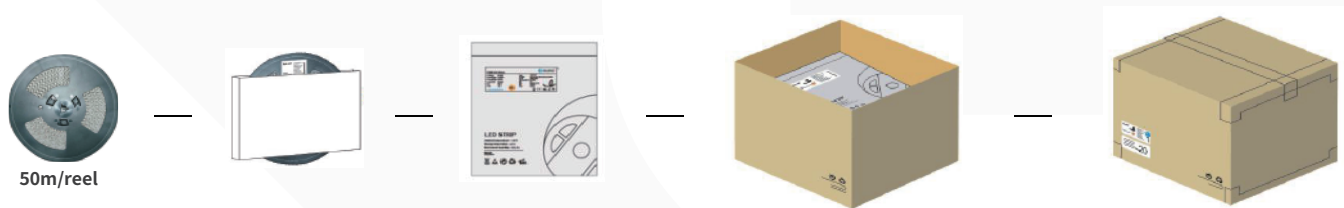


IP Process	Product size(mm)	Product quantity (m/reel)	Product quantity (m/case)	Product net weight(kg)	Net weight per box(kg)	Gross weight(kg)	Package size (cm)
NO	5000*12*2.1	5	250	0.147	7.35	8.453	41*41*26
NA	5000*12*2.1	5	250	0.15	7.5	8.625	41*41*26
ET	5000*14*4.8	5	150	0.587	17.61	20.252	41*41*26

Remark: data with 10% tolerance

· Engineering packaging of NO(IP20)NA(IP65)

(free-soldering end caps with 40 cover per box could be ordered separately if needed)



IP Process	Product size(mm)	Product quantity (m/reel)	Product quantity (m/case)	Product net weight(kg)	Net weight per box(kg)	Gross weight(kg)	Package size (cm)
NO	50000*12*2.1	50	500	0.147	14.7	16.905	41*41*26
NA	50000*12*2.1	50	500	0.15	15	17.25	41*41*26

Remark: data with 10% tolerance

【Precautions】

- Please drive the led strip with 24VDC isolated power, and the ripple of the constant voltage source should be less than 5%.
- Please do not bend the strip into an arc with a diameter less than 60mm to ensure the longevity and reliability.
- Do not fold it in case any damage of LED beads.
- Do not pull the power wire hard to ensure the longevity. Any Crash may damage the LED light is prohibited.
- Please make sure the wire is connected to the anode and cathode correctly. The power output should be consistent with the voltage of the strip to avoid damage.
- LED lights should be stored in dry, sealed environment. Please only unpack it before usage. Ambient temperature: -25°C~40°C. Storage temperature: 0°C~60°C. Please use the strips without waterproof within indoor environment with humidity less than 70%.
- Please be careful during operation. Do not touch the AC power supply in case of electric shock.
- Please leave at least 20% power for the power supply during using to ensure there is enough power supply to drive the product.
- Do not use any acid or alkaline adhesives to fix the product (e.g.: glass cement).
- Do not scratch the product when IP process of the product is NA. Ultraviolet rays will damage the nano-layers on the product and seriously affect the life of the product.